



**Ecclesiastical Dress Code
Protocol for the**

***KINGDOM LIFE
INTERNATIONAL FELLOWSHIP***

OCTOBER 2025 EDITION

***Presiding Prelate & Chief Apostle:
Bishop J. Samuel Canion***

Table of Contents

- Explanation of Class A vs. Class B - *Page 1*
- Attire for the Presiding Prelate - *Page 2 – 4*
 - Attire for the General Board - *Page 5 - 7*
- Attire for all other Bishops and Apostles - *Page 8 - 10*
- Attire for the Overseers and Prophets - *Page 11 - 13*
- Attire for the Pastor or Ordained Elder - *Page 14 – 16*
- Attire for the Licensed Minister or Evangelist - *Page 17*
 - Attire for the Licensed Missionary - *Page 18*
- Explanation of the Vestments - *Page 19 – 28*
 - National Cord Colors - *Page 29*
- Directory to Purchase Vestments - *Page 30*

Explanation of Class A vs. Class B

- Class A clerical garments is known as Choir Dress or Ceremonial Attire. This class bears a connection to the consecrated garments of the Aaronic priesthood. These garments also speak to the character, nature and attributes of Jesus Christ, who is our High Priest and the Chief Shepherd of our souls and our ministries. Class A is the set attire for the “Annual Address Conclave” (also known as “Official Day”) on the Sunday of our Annual Holy Convocation.
- Class B clerical garments is known as Civic Attire. This class demonstrates unity and order amongst our ranks, and in the Body of Christ as a whole. These garments communicate that we are servants to the Almighty God and slaves to His righteousness.

Attire for the Presiding Prelate

Class A - Choir Dress (in order of vesting)

- Scarlet Red Clergy Shirt with 2 or 3 inch Bishop's Collar
- Scarlet Red Cassock (preferably Anglican or Roman style w/ 33 robe buttons and 5 sleeve buttons)
- Scarlet Red Cincture (to be placed on the left of your waist)
- White Rochet with Scarlet Red bands and Scarlet Red Chimere
- Gold Pectoral Cross with Scarlet Red Stone on 36 to 42 inch gold chain, and gold ecumenical ring with Scarlet Red Stone.
- Scarlet Red Tippet and Scarlet Red Zucchetto and the Crozier

* *Special Note:* Plain Black Shoes, Black Pants, none of these garments should be embellished

Attire for the Presiding Prelate

Class A - Choir Dress Example



Attire for the Presiding Prelate

Class B – Civic Attire (in order of vesting)

- Black Suit
- Scarlet Red Clergy Shirt with 2 or 3 inch Bishop's Collar
- Gold Pectoral Cross with Scarlet Red Stone on 36 to 42 inch gold chain, and gold ecumenical ring with Scarlet Red Stone.

* *Special Note:* Plain Black Shoes, none of these garments should be embellished

Attire for the General Board

Class A - Choir Dress (in order of vesting)

- Red Purple Clergy Shirt with 2 or 3 inch Bishop's Collar
- Red Purple Cassock (preferably Anglican or Roman style w/ 33 robe buttons and 5 sleeve buttons)
- Red Purple Cincture (to be placed on the left of your waist)
- White Rochet with Red Purple bands and Red Purple Chimere
- Gold Pectoral Cross with Red Purple or Roman Purple Stone on 36 to 42 inch gold chain, and gold ecumenical ring with Red Purple or Roman Purple Stone.
- Red Purple Tippet and Red Purple Zucchetto

* *Special Note:* Plain Black Shoes, Black Pants, none of these garments should be embellished

Attire for the General Board

Class A - Choir Dress Example



Attire for the General Board

Class B – Civic Attire (in order of vesting)

- Black Suit
- Red Purple Clergy Shirt with 2 or 3 inch Bishop's Collar
- Gold Pectoral Cross with Red Purple or Roman Purple Stone on 36 to 42 inch gold chain, and gold ecumenical ring with Red Purple or Roman Purple Stone.

* ***Special Note:*** Plain Black Shoes, none of these garments should be embellished

Attire for all other Bishops and Apostles

Class A - Choir Dress (in order of vesting)

- Roman Purple Clergy Shirt with 2 or 3 inch Bishop's Collar
- Roman Purple Cassock (preferably Anglican or Roman style)
- Roman Purple Cincture (to be placed on the left of your waist)
- White Rochet with Roman Purple bands and Roman Purple Chimere
- Gold Pectoral Cross with Roman Purple Stone on 36 to 42 inch gold chain, and gold ecumenical ring with Roman Purple Stone.
- Roman Purple Tippet and Roman Purple Zucchetto

* ***Special Note:*** Plain Black Shoes, Black Pants, none of these garments should be embellished

Attire for all other Bishops and Apostles

Class A - Choir Dress Example



Attire for all other Bishops and Apostles

Class B – Civic Attire (in order of vesting)

- Black Suit
- Roman Purple Clergy Shirt with 2 or 3 inch Bishop's Collar
- Gold Pectoral Cross with Roman Purple Stone on 36 to 42 inch gold chain, and gold ecumenical ring with Roman Purple Stone.

* *Special Note:* Plain Black Shoes, none of these garments should be embellished

Attire for the Overseers and Prophets

Class A - Choir Dress (in order of vesting)

- Royal Blue Clergy Shirt with 2 or 3 inch Collar
- Royal Blue Cassock (preferably Anglican or Roman style)
- Royal Blue Cincture (to be placed on the left of your waist)
- White Rochet with Royal Blue bands and Royal Blue Chimere
- Silver Pectoral Cross with Royal Blue Stone on 36 to 42 inch silver chain, and silver ecumenical ring with Royal Blue Stone.
- Royal Blue Tippet and Royal Blue Zucchetto

* *Special Note:* Plain Black Shoes, Black Pants, none of these garments should be embellished

Attire for the Overseers and Prophets

Class A - Choir Dress Example



Attire for the Overseers and Prophets

Class B – Civic Attire (in order of vesting)

- Black Suit
- Royal Blue Clergy Shirt with 2 or 3 inch Collar
- Silver Pectoral Cross with Royal Blue Stone on 36 to 42 inch silver chain, and silver ecumenical ring Royal Blue Stone.

* *Special Note:* Plain Black Shoes, none of these garments should be embellished

Attire for the Pastor or Ordained Elder

Class A - Choir Dress (in order of vesting)

- Black Clergy Shirt/Blouse and up to 1 ½ inch Full Clergy Collar (please note that 2 inch is only for Bishops, Apostles, Overseers, and Prophets)
- Black Cassock (preferably Anglican or Roman style)
- Black Cincture (to be placed on the left of your waist)
- White Surplice (not the full length version, but it should come down to around your knee)
- Silver Cross (no gemstones allowed) suspended on Red Cord for pastors or Black Cord for ordained elders
- Black Tippet (The KLIF Seal is to be attached on the left panel while wearing it. This seal should be sewed or glued onto the tippet 7 inches from the bottom.)

* ***Special Note:*** Plain Black Shoes, Black Pants (male), Black Dress (female), none of these garments should be embellished

Attire for the Pastor or Ordained Elder

Class A - Choir Dress Example



Attire for the Pastor or Ordained Elder

Class B – Civic Attire (in order of vesting)

- Black Suit (male) / Black Dress Suit (female)
- Black Clergy Shirt/Blouse and up to 1 ½ inch Full Clergy Collar (please note that 2 inch is only for Bishops, Apostles, Overseers, and Prophets)
- Silver Cross (no gemstones allowed) suspended on Red Cord for pastors or Black Cord for ordained elders

* *Special Note:* Plain Black Shoes, none of these garments should be embellished

Attire for the Licensed Minister or Evangelist

- Black Suit (male) / Black Dress Suit (female)
- Black Clergy Shirt/Blouse and either the Tab Collar or Brother's Collar



* ***Special Note:*** Plain Black Shoes, none of these garments should be embellished

Attire for the Licensed Missionary

- Black Suit (male) / Black Dress Suit (female)
- (Male) Black Dress Shirt and Black Tie
- (Female) Black or White Blouse



* ***Special Note:*** Plain Black Shoes, none of these garments should be embellished

Explanation of the Vestments


“The Collar”

The Collar represents the yoke of obedience. It is worn as a symbol of being a servant of righteousness, to declare that we are slaves to the Lord, and to indicate that we belong to the Kingdom of God and that our Master is Jesus Christ.

Full Collar



Tab Collar



Brother's Collar

Explanation of the Vestments


“The Cassock”

The Cassock represents the workman's garb and is the symbol of a servant. It is modeled after the garment Jesus wore on the day He was crucified. It is worn as a symbol of purity, humility and servitude, and to acknowledge and honor the Lord as a servant.



Anglican
Cassock

MercyRobes 2019



Roman
Cassock

Explanation of the Vestments

“The Cincture”


The Cincture is the girdle worn to reflect Jesus and the towel wherewith He was girded when He washed the feet of the disciples. It proclaims that we are to have our loins girt about with truth.



Explanation of the Vestments

“The Surplice or Rochet”

The Surplice or Rochet is the symbol of the Priesthood and of worship. It is modeled after, and is most closely associated to the ephod. The Surplice is worn by Pastors and Elders and the Rochet is worn only by Bishops, Apostles, Overseers and Prophets. They are a symbol of their office and authority; and to represent dignity, purity, royalty and priestly grace.



Explanation of the Vestments

“The Chimere”

The Chimere is the symbol of the Prophetic Office and is the garment of the Chief Preacher & Teacher and Defender of the Faith. This is worn only by Bishops, Apostles, Overseers, and Prophets.



MercyRobes 2018

Zoom

Explanation of the Vestments

“The Tippet”

The Tippet is the symbol of the yoke of Office. Upon it are the symbols or crests to show spiritual affiliation.



Explanation of the Vestments

“The Cord and Cross”

The Cord represents our unbreakable union with the Cross of Christ and should be about 36 inches long. The Cross is a reminder of the glorious suffering of Christ and that we must bear our crosses daily. It is worn as cherished reminder of the victory of the Cross, an open declaration that we are dead to sin, and it affirms that we are bearers of Gospel message for the salvation of the world. The cross is on the inside pocket close to the heart to show that the cross is Only the Overseer or Prophet has a silver cross on a silver chain, and only the Bishop or Apostle has a gold cross on a gold chain. The chain symbolizes that we are prisoners to the Cross.



Mercy Robes



Mercy Robes

Zoom

Explanation of the Vestments

“The Ring”

The Ring is a symbol of covenant, sonship and episcopal collegiality. If the ring is gold, it is indicative of the Godhead representing the divine nature of God, beauty, preciousness, honor and glory. Gold is used only for a Bishop or Apostle. If the ring is silver, it is a sign of redemption, grace, the Word of God, and the refining process. Silver is used only by an Overseer or Prophet.



Explanation of the Vestments

“The Zucchetto”

The Zucchetto is the prayer cap of Bishops, Apostles, Overseers, and Prophets. It is ceremonially worn in reverence to the Services of Sanctification. Symbolizes that they are covered by another.



Explanation of the Vestments

“The Crozier”

The Crozier is the rod and staff of the Shepherd. The Crozier is only carried by Bishops and Apostles which identifies them as the Chief Servant.



National Cord Colors

KLIF Adjutant General - red & gold cord

KLIF Chief Adjutant - purple & gold cord

KLIF Scribe - blue & gold cord

KLIF Adjutants - red & black cord

KLIF Pastors - red cord

KLIF Elders - black cord

Directory to Purchase Vestments

These vestments can be purchased on any of the following websites:

“Renzetti-Magnarelli” - www.ClergyApparel.com

“CM Almy” - www.Almy.com

“Mercy Robes” - www.MercyRobes.com

“Divinity Clergy” - www.DivinityClergyWear.com

The Brother’s Collar can be purchased on any of the following websites:

“Autom” - www.Autom.com

“Christianbook” - www.ChristianBook.com